



# SUPPORT CLASS RESULTS

## AUSTRALIAN SUPERBIKE CHAMPIONSHIP

### Qualifying - Group A

Date: 22/02/19  
 Event: Q01A  
 Weather: Mostly cloudy - Temp: 20.2C  
 Track: Dry - Temp: 37.2C

Started at: 13:55:00  
 Laps: 10 Min  
 Starters: 18  
 Printed at: 17:30

### CLASSIFICATION


Pos	No	Name	Machine	Fastest Lap	On Lap	Behind Prev	Behind Leader	Top Speed
1	28	Aiden WAGNER (QLD)	Yamaha YZF-R1	1:32.191	2 of 7			298
2	65	Cru HALLIDAY (VIC) / Yamaha Racing Team	Yamaha YZF-R1M	1:32.552	3 of 6	.361	.361	296
3	25	Daniel FALZON (SA) / Yamaha Racing Team	Yamaha YZF-R1M	1:32.572	2 of 6	.020	.381	286
4	21	Josh WATERS (VIC) / Team Suzuki Ecstar / Rideline Road Bike Shop	Suzuki GSX-R	1:32.624	3 of 6	.052	.433	292
5	32	Troy BAYLISS (QLD) / Desmosport Ducati	Ducati Panigale FE	1:32.759	3 of 6	.135	.568	290
6	47	Wayne MAXWELL (VIC) / Team Suzuki Ecstar / Rideline Roadside Shop	Suzuki GSX-R	1:32.768	2 of 6	.009	.577	290
7	46	Michael JONES (QLD) / K & R Hydraulics / Race Dynamics	Kawasaki ZX10R	1:32.806	3 of 6	.038	.615	293
8	1	Troy HERFOSS (QLD) / Penrite Honda Racing / Elite Roads / Pirelli	Honda CBR-RR SP	1:33.035	3 of 6	.229	.844	292
9	14	Glenn ALLERTON (NSW) / Next Gen Motorsports / Maxima BMW Racing	BMW S RR	1:33.051	3 of 6	.016	.860	292
10	67	Bryan STARING (WA) / Kawasaki / BC Performance	Kawasaki ZX10R	1:33.260	3 of 7	.209	1.069	294
11	30	Mark CHIODO (VIC) / Penrite Honda Racing / Elite Roads / Pirelli	Honda CBR-RR	1:33.744	4 of 6	.484	1.553	287
12	29	Ted COLLINS (VIC) / Next GEN Motorsports / Maxima BMW Racing	BMW S RR	1:34.035	2 of 7	.291	1.844	287
13	12	Matt WALTERS (NSW) / Kawasaki Aust / Repol / Pirelli / Rovers	Kawasaki ZX10R	1:34.059	6 of 6	.024	1.868	289
14	41	Max CROKER (NSW) / Mladin Racing / Suzuki / Yoshimura AGV Sport / Galfer	Suzuki GSX-R	1:34.485	5 of 7	.426	2.294	290
15	61	Arthur SISIS (SA) / Powerfone / SA Demolition / Hoey Racing	Suzuki GSX-R	1:35.027	5 of 6	.542	2.836	290
16	8	Alex PHILLIS (VIC) / Team Suzuki Ecstar	Suzuki GSX-R	1:35.128	4 of 6	.101	2.937	293
17	92	Damon REES (NZ) / Tony Rees Motorcycles	Honda CBR-RR	1:35.343	6 of 6	.215	3.152	293
18	22	Lachlan EPIS (NSW) / Kawasaki BC Performance	Kawasaki ZX10R	1:35.588	3 of 7	.245	3.397	300

Current best lap for SBK class - 1:32.096 by Wayne MAXWELL (VIC) on a Yamaha YZF-R1 set on 13/10/18

The results are provisional until the end of the time limit for protests and appeals.

\*\*\* INTERMEDIATE TIMING POINT 2 NOT WORKING FOR THE MAJORITY OF THAT SESSION \*\*\*

  
 Chief Time Keeper - Scott Laing

  
 Clerk of Course - Tom Williams




Computime Race Timing Systems Pty Ltd © 1996  
 Licensed to Computime Race Timing Systems

**COMPUTIME RACE TIMING SYSTEMS PTY LTD**  
**www.computime.com.au**

E-mail: scott@computime.com.au / Ph: 0418 17 13 17





## **SUPPORT CLASS RESULTS**

### **AUSTRALIAN SUPERBIKE CHAMPIONSHIP**

Date: 22/02/19  
 Event: Q01A  
 Weather: Mostly cloudy - Temp: 20.2C  
 Track: Dry - Temp: 37.2C

### **Qualifying - Group A**

Started at: 13:55:00  
 Laps: 10 Min  
 Starters: 18  
 Printed at: 17:30


### **LAP TIMES**

No	Name	Lap 1	Lap 2	Lap 3	Lap 4	Lap 5	Lap 6	Lap 7
1	Troy HERFOSS (QLD)	1:44.782	1:47.710	<b>1:33.035</b>	1:49.941	1:41.959	1:33.301	
8	Alex PHILLIS (VIC)	1:41.248	1:35.931	1:35.360	<b>1:35.128</b>	1:46.950	1:35.297	
12	Matt WALTERS (NSW)	1:41.710	1:34.086	1:34.068	1:34.118	1:45.938	<b>1:34.059</b>	
14	Glenn ALLERTON (NSW)	1:44.124	1:52.035	<b>1:33.051</b>	1:50.663	1:50.388	1:34.469	
21	Josh WATERS (VIC)	1:41.264	1:33.026	<b>1:32.624</b>	1:32.700	1:43.396	1:32.859	
22	Lachlan EPIS (NSW)	1:40.964	1:36.091	<b>1:35.588</b>	1:35.868	1:35.883	1:40.952	1:36.153
25	Daniel FALZON (SA)	1:41.176	<b>1:32.572</b>	1:32.775	1:33.312	1:50.573	1:37.255	
28	Aiden WAGNER (QLD)	1:42.664	<b>1:32.191</b>	1:46.835	1:32.943	1:32.759	1:33.960	1:33.050
29	Ted COLLINS (VIC)	1:40.501	<b>1:34.035</b>	1:34.142	1:54.920	1:34.421	1:34.463	1:46.573
30	Mark CHIODO (VIC)	1:48.103	1:34.255	1:33.822	<b>1:33.744</b>	1:44.185	1:49.266	
32	Troy BAYLISS (QLD)	1:44.036	1:33.520	<b>1:32.759</b>	1:39.519	1:33.505	1:45.996	
41	Max CROKER (NSW)	1:41.049	1:35.107	1:38.954	1:38.578	<b>1:34.485</b>	1:35.066	1:41.499
46	Michael JONES (QLD)	1:39.818	1:32.933	<b>1:32.806</b>	2:04.761	1:34.756	1:33.430	
47	Wayne MAXWELL (VIC)	1:41.073	<b>1:32.768</b>	1:32.777	1:33.016	1:37.644	1:32.990	
61	Arthur SISSIS (SA)	1:41.117	1:39.922	1:35.375	1:35.143	<b>1:35.027</b>	1:35.630	
65	Cru HALLIDAY (VIC)	1:44.608	1:53.051	<b>1:32.552</b>	1:48.981	1:52.975	1:40.878	
67	Bryan STARING (WA)	1:40.836	1:43.728	<b>1:33.260</b>	1:33.521	1:33.547	1:34.629	1:33.659
92	Damon REES (NZ)	1:41.020	1:35.733	1:44.845	1:47.558	1:48.409	<b>1:35.343</b>	

The results are provisional until the end of the time limit for protests and appeals.

\*\*\* INTERMEDIATE TIMING POINT 2 NOT WORKING FOR THE MAJORITY OF THAT SESSION \*\*\*

  
 Chief Time Keeper - Scott Laing


  
 Clerk of Course - Tom Williams



Computime Race Timing Systems Pty Ltd © 1996  
 Licensed to Computime Race Timing Systems

**COMPUTIME RACE TIMING SYSTEMS PTY LTD**  
**www.computime.com.au**

E-mail: [scott@computime.com.au](mailto:scott@computime.com.au) / Ph: 0418 17 13 17





# SUPPORT CLASS RESULTS

## AUSTRALIAN SUPERBIKE CHAMPIONSHIP

Date: 22/02/19  
 Event: Q01A  
 Weather: Mostly cloudy - Temp: 20.2C  
 Track: Dry - Temp: 37.2C

### Qualifying - Group A

Started at: 13:55:00  
 Laps: 10 Min  
 Starters: 18  
 Printed at: 17:30

### SPLIT TIMES

Lap	Split 1	Split 2	Split 3	Split 4	Lap Time	Spd	Lap	Split 1	Split 2	Split 3	Split 4	Lap Time	Spd
<b>1 Troy HERFOSS (QLD) (8th)</b>							<b>22 Lachlan EPIS (NSW) (18th)</b>						
1	26.850	1:17.932	1:18.307	26.475	1:44.782 P		1	26.186	1:14.778	1:12.818	28.146	1:40.964 P	
2	31.571	1:16.139	1:20.720	26.990	1:47.710	288	2	<b>23.027</b>	1:13.064	1:09.333	<b>26.758</b>	1:36.091	300
3	22.419	<b>26.878</b>	<b>17.723</b>	<b>26.015</b>	<b>1:33.035</b>	288	3	23.076	<b>27.550</b>	<b>18.164</b>	26.798	<b>1:35.588</b>	292
4	25.972	34.869	22.102	26.998	1:49.941	289	4	23.220	27.589	18.296	26.763	1:35.868	290
5	22.299	29.976	19.021	30.663	1:41.959	290	5	23.152	27.679	18.250	26.802	1:35.883	289
6	<b>22.167</b>	26.934	17.796	26.404	1:33.301	292	6	23.251	28.121	20.211	29.369	1:40.952	279
							7	23.052	27.661	18.486	26.954	1:36.153	290
<b>8 Alex PHILLIS (VIC) (16th)</b>							<b>25 Daniel FALZON (SA) (3rd)</b>						
1	27.061	1:14.187	1:14.259	26.989	1:41.248 P		1	27.784	1:13.392	1:14.828	26.348	1:41.176 P	
2	22.883	1:13.048	1:09.042	26.889	1:35.931	293	2	22.212	1:10.360	1:06.645	<b>25.927</b>	<b>1:32.572</b>	285
3	22.753	27.655	<b>18.196</b>	<b>26.756</b>	1:35.360	290	3	<b>22.135</b>	<b>26.790</b>	<b>17.749</b>	26.101	1:32.775	286
4	<b>22.699</b>	27.425	18.203	26.801	<b>1:35.128</b>	289	4	22.289	26.945	17.878	26.200	1:33.312	282
5	25.277	33.620	21.118	26.935	1:46.950	288	5	26.567	35.975	18.695	29.336	1:50.573	283
6	22.823	<b>27.405</b>	18.200	26.869	1:35.297	289	6	22.720	30.018	18.027	26.490	1:37.255	283
<b>12 Matt WALTERS (NSW) (13th)</b>							<b>28 Aiden WAGNER (QLD) (1st)</b>						
1	28.005	1:13.705	1:15.282	26.428	1:41.710 P		1	26.124	1:16.540	1:13.400	29.264	1:42.664 P	
2	22.449	1:11.637	1:07.806	26.280	1:34.086	289	2	<b>21.992</b>	1:10.199	1:06.219	25.972	<b>1:32.191</b>	293
3	<b>22.389</b>	27.321	18.104	<b>26.254</b>	1:34.068	288	3	22.115	1:24.720	1:06.565	40.270	1:46.835	295
4	22.395	27.408	17.966	26.349	1:34.118	288	4	22.391	26.934	17.659	<b>25.959</b>	1:32.943	294
5	26.182	32.514	19.498	27.744	1:45.938	286	5	22.193	26.945	<b>17.474</b>	26.147	1:32.759	298
6	22.531	<b>27.309</b>	<b>17.954</b>	26.265	<b>1:34.059</b>	286	6	22.019	27.763	17.783	26.395	1:33.960	294
<b>14 Glenn ALLERTON (NSW) (9th)</b>							<b>29 Ted COLLINS (VIC) (12th)</b>						
1	26.585	1:17.539	1:13.723	30.401	1:44.124 P		1	26.489	1:14.012	1:13.620	26.881	1:40.501 P	
2	26.079	1:25.956	1:25.645	26.390	1:52.035	268	2	<b>22.518</b>	1:11.517	1:07.745	26.290	<b>1:34.035</b>	287
3	<b>22.407</b>	<b>26.792</b>	<b>17.790</b>	<b>26.062</b>	<b>1:33.051</b>	291	3	22.609	1:11.533	1:07.889	<b>26.253</b>	1:34.142	287
4	26.378	39.133	18.802	26.350	1:50.663	292	4	22.556	44.081	21.728	26.555	1:54.920	286
5	26.266	36.523	18.962	28.637	1:50.388	290	5	22.587	<b>27.236</b>	18.141	26.457	1:34.421	286
6	22.440	27.025	17.846	27.158	1:34.469	290	6	22.525	27.351	<b>18.028</b>	26.559	1:34.463	286
<b>21 Josh WATERS (VIC) (4th)</b>							<b>30 Mark CHIDO (VIC) (11th)</b>						
1	27.803	1:13.461	1:15.000	26.264	1:41.264 P		1	29.773	1:18.330	1:21.186	26.917	1:48.103 P	
2	22.357	1:10.669	1:06.980	26.046	1:33.026	291	2	22.403	1:11.852	1:07.763	26.492	1:34.255	284
3	<b>22.125</b>	<b>26.737</b>	17.787	<b>25.975</b>	<b>1:32.624</b>	291	3	22.449	27.184	<b>17.843</b>	<b>26.346</b>	1:33.822	286
4	22.175	26.820	<b>17.683</b>	26.022	1:32.700	291							
5	22.188	29.381	24.995	26.832	1:43.396	292							
6	22.286	26.888	17.699	25.986	1:32.859	291							


*Scott Laing*  
 Chief Time Keeper - Scott Laing

*Tom Williams*  
 Clerk of Course - Tom Williams



COMPUTIME RACE TIMING SYSTEMS PTY LTD  
[www.computime.com.au](http://www.computime.com.au)

E-mail: [scott@computime.com.au](mailto:scott@computime.com.au) / Ph: 0418 17 13 17



Computime Race Timing Systems Pty Ltd © 1996  
 Licensed to Computime Race Timing Systems



# SUPPORT CLASS RESULTS

## AUSTRALIAN SUPERBIKE CHAMPIONSHIP

Date: 22/02/19  
 Event: Q01A  
 Weather: Mostly cloudy - Temp: 20.2C  
 Track: Dry - Temp: 37.2C

### Qualifying - Group A

Started at: 13:55:00  
 Laps: 10 Min  
 Starters: 18  
 Printed at: 17:30

### SPLIT TIMES

Lap	Split 1	Split 2	Split 3	Split 4	Lap Time	Spd	Lap	Split 1	Split 2	Split 3	Split 4	Lap Time	Spd
4	<b>22.290</b>	<b>27.131</b>	17.883	26.440	<b>1:33.744</b>	287	<b>61 Arthur SISSIS (SA) (15th)</b>						
5	22.596	30.815	23.219	27.555	1:44.185	284	1	26.286	1:14.831	1:12.869	28.248	1:41.117 P	
6	24.490	31.807	22.301	30.668	1:49.266	271	2	23.315	1:16.607	1:13.354	<b>26.568</b>	1:39.922	288
							3	22.847	27.758	18.088	26.682	1:35.375	286
							4	22.872	<b>27.484</b>	18.092	26.695	1:35.143	283
<b>32 Troy BAYLISS (QLD) (5th)</b>							5	<b>22.712</b>	27.596	<b>17.981</b>	26.738	<b>1:35.027</b>	290
1	27.001	1:17.035	1:14.207	29.829	1:44.036 P		6	23.019	27.541	18.443	26.627	1:35.630	283
2	22.649	1:10.871	1:07.557	<b>25.963</b>	1:33.520	275	<b>65 Cru HALLIDAY (VIC) (2nd)</b>						
3	<b>22.195</b>	1:10.564	1:06.663	26.096	<b>1:32.759</b>	290	1	26.624	1:17.984	1:13.578	31.030	1:44.608 P	
4	23.789	30.433	18.653	26.644	1:39.519	289	2	27.649	1:25.402	1:26.471	26.580	1:53.051	270
5	22.423	<b>26.960</b>	<b>17.782</b>	26.340	1:33.505	285	3	<b>22.181</b>	<b>26.996</b>	<b>17.622</b>	<b>25.753</b>	<b>1:32.552</b>	292
6	24.239	32.862	20.429	28.466	1:45.996	273	4	24.132	36.028	22.560	26.261	1:48.981	296
<b>41 Max CROKER (NSW) (14th)</b>							5	24.270	38.003	20.118	30.584	1:52.975	293
1	26.401	1:14.648	1:13.793	27.256	1:41.049 P		6	23.005	29.594	19.543	28.736	1:40.878	292
2	23.018	1:12.089	1:08.687	<b>26.420</b>	1:35.107	286	<b>67 Bryan STARING (WA) (10th)</b>						
3	22.704	28.420	18.774	29.056	1:38.954	287	1	25.505	1:15.331	1:12.260	28.576	1:40.836 P	
4	22.768	27.600	18.523	29.687	1:38.578	289	2	23.015	1:20.713	1:16.835	26.893	1:43.728	293
5	<b>22.572</b>	27.458	<b>18.028</b>	26.427	<b>1:34.485</b>	290	3	22.390	27.106	17.797	<b>25.967</b>	<b>1:33.260</b>	293
6	22.683	<b>27.420</b>	18.284	26.679	1:35.066	289	4	<b>22.205</b>	27.031	17.941	26.344	1:33.521	294
7	24.935	30.829	18.782	26.953	1:41.499	285	5	22.349	<b>27.009</b>	<b>17.737</b>	26.452	1:33.547	292
<b>46 Michael JONES (QLD) (7th)</b>							6	22.331	27.162	17.824	27.312	1:34.629	293
1	27.525	1:12.293	1:13.594	26.224	1:39.818 P		7	22.446	27.093	17.867	26.253	1:33.659	290
2	22.373	1:10.560	1:06.978	<b>25.955</b>	1:32.933	293	<b>92 Damon REES (NZ) (17th)</b>						
3	<b>22.199</b>	<b>26.733</b>	<b>17.682</b>	26.192	<b>1:32.806</b>	292	1	27.519	1:13.501	1:14.348	<b>26.672</b>	1:41.020 P	
4	23.468	39.922	34.123	27.248	2:04.761	293	2	23.027	1:12.706	1:08.862	26.871	1:35.733	293
5	22.643	27.152	18.181	26.780	1:34.756	291	3	23.634	35.577	18.714	26.920	1:44.845	285
6	22.292	26.950	17.877	26.311	1:33.430	293	4	22.801	39.342	18.589	26.826	1:47.558	282
<b>47 Wayne MAXWELL (VIC) (6th)</b>							5	<b>22.785</b>	38.814	19.332	27.478	1:48.409	281
1	28.381	1:12.692	1:14.855	26.218	1:41.073 P		6	22.892	<b>27.558</b>	<b>18.199</b>	26.694	<b>1:35.343</b>	281
2	22.398	1:10.370	1:06.929	<b>25.839</b>	<b>1:32.768</b>	289							
3	<b>22.237</b>	26.910	17.714	25.916	1:32.777	289							
4	22.348	<b>26.844</b>	17.771	26.053	1:33.016	289							
5	23.136	28.359	19.744	26.405	1:37.644	288							
6	22.316	26.883	<b>17.685</b>	26.106	1:32.990	290							

The results are provisional until the end of the time limit for protests and appeals.

\*\*\* INTERMEDIATE TIMING POINT 2 NOT WORKING FOR THE MAJORITY OF THAT SESSION \*\*\*

  
 Chief Time Keeper - Scott Laing

  
 Clerk of Course - Tom Williams



Computime Race Timing Systems Pty Ltd © 1996  
 Licensed to Computime Race Timing Systems

**COMPUTIME RACE TIMING SYSTEMS PTY LTD**  
**www.computime.com.au**

E-mail: scott@computime.com.au / Ph: 0418 17 13 17





# SUPPORT CLASS RESULTS

## AUSTRALIAN SUPERBIKE CHAMPIONSHIP

### Qualifying - Group A

Date: 22/02/19  
 Event: Q01A  
 Weather: Mostly cloudy - Temp: 20.2C  
 Track: Dry - Temp: 37.2C

Started at: 13:55:00  
 Laps: 10 Min  
 Starters: 18  
 Printed at: 17:30

### FASTEST LAPS SEQUENCE

Race Time	No	Name	Machine	Fastest Lap	On Lap
1:47.443	29	Ted COLLINS (VIC)	BMW S RR	1:40.501	1
2:10.167	46	Michael JONES (QLD)	Kawasaki ZX10R	1:39.818	1
3:21.478	29	Ted COLLINS (VIC)	BMW S RR	1:34.035	2
3:21.810	28	Aiden WAGNER (QLD)	Yamaha YZF-R1	1:32.191	2

The results are provisional until the end of the time limit for protests and appeals.

\*\*\* INTERMEDIATE TIMING POINT 2 NOT WORKING FOR THE MAJORITY OF THAT SESSION \*\*\*

*Scott Laing*  
 Chief Time Keeper - Scott Laing


*Tom Williams*  
 Clerk of Course - Tom Williams



Computime Race Timing Systems Pty Ltd © 1996  
 Licensed to Computime Race Timing Systems

**COMPUTIME RACE TIMING SYSTEMS PTY LTD**  
**www.computime.com.au**

E-mail: [scott@computime.com.au](mailto:scott@computime.com.au) / Ph: 0418 17 13 17





# SUPPORT CLASS RESULTS

## AUSTRALIAN SUPERBIKE CHAMPIONSHIP

Date: 22/02/19  
 Event: Q01A  
 Weather: Mostly cloudy - Temp: 20.2C  
 Track: Dry - Temp: 37.2C

### Qualifying - Group A

Started at: 13:55:00  
 Laps: 10 Min  
 Starters: 18  
 Printed at: 17:30

### BEST PARTIAL TIMES

Pos	Split 1		Split 2		Split 3		Split 4		LAP		Ideal	Fastest
	Name	Time	Name	Time	Name	Time	Name	Time	Name			
1	A. WAGNER	21.992	M. JONES	26.733	A. WAGNER	17.474	C. HALLIDAY	25.753	A. WAGNER	1:32.191	1:32.191	
2	J. WATERS	22.125	J. WATERS	26.737	C. HALLIDAY	17.622	W. MAXWELL	25.839	J. WATERS	1:32.520	1:32.624	
3	D. FALZON	22.135	D. FALZON	26.790	M. JONES	17.682	D. FALZON	25.927	C. HALLIDAY	1:32.552	1:32.552	
4	T. HERFOSS	22.167	G. ALLERTON	26.792	J. WATERS	17.683	M. JONES	25.955	M. JONES	1:32.569	1:32.806	
5	C. HALLIDAY	22.181	W. MAXWELL	26.844	W. MAXWELL	17.685	A. WAGNER	25.959	D. FALZON	1:32.572	1:32.572	
6	T. BAYLISS	22.195	A. WAGNER	26.853	T. HERFOSS	17.723	T. BAYLISS	25.963	W. MAXWELL	1:32.605	1:32.768	
7	M. JONES	22.199	T. HERFOSS	26.878	B. STARING	17.737	B. STARING	25.967	T. BAYLISS	1:32.759	1:32.759	
8	B. STARING	22.205	T. BAYLISS	26.960	D. FALZON	17.749	J. WATERS	25.975	T. HERFOSS	1:32.783	1:33.035	
9	W. MAXWELL	22.237	C. HALLIDAY	26.996	T. BAYLISS	17.782	T. HERFOSS	26.015	B. STARING	1:32.918	1:33.260	
10	M. CHIODO	22.290	B. STARING	27.009	G. ALLERTON	17.790	G. ALLERTON	26.062	G. ALLERTON	1:33.051	1:33.051	
11	M. WALTERS	22.389	M. CHIODO	27.131	M. CHIODO	17.843	T. COLLINS	26.253	M. CHIODO	1:33.610	1:33.744	
12	G. ALLERTON	22.407	T. COLLINS	27.236	M. WALTERS	17.954	M. WALTERS	26.254	M. WALTERS	1:33.906	1:34.059	
13	T. COLLINS	22.518	M. WALTERS	27.309	A. SISSIS	17.981	M. CHIODO	26.346	T. COLLINS	1:34.035	1:34.035	
14	M. CROKER	22.572	A. PHILLIS	27.405	T. COLLINS	18.028	M. CROKER	26.420	M. CROKER	1:34.440	1:34.485	
15	A. PHILLIS	22.699	M. CROKER	27.420	M. CROKER	18.028	A. SISSIS	26.568	A. SISSIS	1:34.745	1:35.027	
16	A. SISSIS	22.712	A. SISSIS	27.484	L. EPIS	18.164	D. REES	26.672	A. PHILLIS	1:35.056	1:35.128	
17	D. REES	22.785	L. EPIS	27.550	A. PHILLIS	18.196	A. PHILLIS	26.756	D. REES	1:35.214	1:35.343	
18	L. EPIS	23.027	D. REES	27.558	D. REES	18.199	L. EPIS	26.758	L. EPIS	1:35.499	1:35.588	

The results are provisional until the end of the time limit for protests and appeals.

\*\*\* INTERMEDIATE TIMING POINT 2 NOT WORKING FOR THE MAJORITY OF THAT SESSION \*\*\*

*Scott Laing*  
 Chief Time Keeper - Scott Laing


*Tom Williams*  
 Clerk of Course - Tom Williams



Computime Race Timing Systems Pty Ltd © 1996  
 Licensed to Computime Race Timing Systems

**COMPUTIME RACE TIMING SYSTEMS PTY LTD**  
**www.computime.com.au**

E-mail: scott@computime.com.au / Ph: 0418 17 13 17





# SUPPORT CLASS RESULTS

## AUSTRALIAN SUPERBIKE CHAMPIONSHIP

### Overall Qualifying

#### MERGED CLASSIFICATION

Date: 22/02/19

Printed at: 17:30

Pos	No	Name	Machine	Event Q01B	Event Q01A	Fastest Lap
1	28	Aiden WAGNER (QLD)	Yamaha YZF-R1		1:32.191	1:32.191
2	65	Cru HALLIDAY (VIC) / Yamaha Racing Team	Yamaha YZF-R1M		1:32.552	1:32.552
3	25	Daniel FALZON (SA) / Yamaha Racing Team	Yamaha YZF-R1M		1:32.572	1:32.572
4	21	Josh WATERS (VIC) / Team Suzuki Ecstar / Rideline Road Blke Shop	Suzuki GSX-R		1:32.624	1:32.624
5	32	Troy BAYLISS (QLD) / Desmosport Ducati	Ducati Panigale FE		1:32.759	1:32.759
6	47	Wayne MAXWELL (VIC) / Team Suzuki Ecstar / Rideline Roadside Shop	Suzuki GSX-R		1:32.768	1:32.768
7	46	Michael JONES (QLD) / K & R Hydraulics / Race Dynamics	Kawasaki ZX10R		1:32.806	1:32.806
8	1	Troy HERFOSS (QLD) / Penrite Honda Racing / Elite Roads / Pirelli	Honda CBR-RR SP		1:33.035	1:33.035
9	14	Glenn ALLERTON (NSW) / Next Gen Motorsports / Maxima BMW Racing	BMW S RR		1:33.051	1:33.051
10	67	Bryan STARING (WA) / Kawasaki / BC Performance	Kawasaki ZX10R		1:33.260	1:33.260
11	30	Mark CHIODO (VIC) / Penrite Honda Racing / Elite Roads / Pirelli	Honda CBR-RR		1:33.744	1:33.744
12	29	Ted COLLINS (VIC) / Next GEN Motorsports / Maxima BMW Racing	BMW S RR		1:34.035	1:34.035
13	12	Matt WALTERS (NSW) / Kawasaki Aust / Repol / Pirelli / Rovers	Kawasaki ZX10R		1:34.059	1:34.059
14	41	Max CROKER (NSW) / Mladin Racing / Suzuki / Yoshimura AGV Sport / Galfer	Suzuki GSX-R		1:34.485	1:34.485
15	61	Arthur SISSIS (SA) / Powerfone / SA Demolition / Hoey Racing	Suzuki GSX-R		1:35.027	1:35.027
16	8	Alex PHILLIS (VIC) / Team Suzuki Ecstar	Suzuki GSX-R		1:35.128	1:35.128
17	33	Sloan FROST (NZ) / FILTA NZ / Black Ink / Darby Capital / Next Gen M-sports	Suzuki GSX-R	1:35.158		1:35.158
18	92	Damon REES (NZ) / Tony Rees Motorcycles	Honda CBR-RR		1:35.343	1:35.343
19	168	Glenn SCOTT (NSW) / GSR Kawasaki	Kawasaki ZX10R	1:35.518		1:35.518
20	22	Lachlan EPIS (NSW) / Kawasaki BC Perofrmance	Kawasaki ZX10R		1:35.588	1:35.588
21	11	Philip CZAJ (VIC) / Eco light Up / 11Motosport / Liqui Moly / SC Project	Aprilia RSV4	1:36.415		1:36.415
22	13	David BARKER (SA)	Kawasaki ZX10R	1:37.005		1:37.005
23	44	William DAVIDSON (NSW) / WD Racing Suspension Specialist	Yamaha YZF-R1	1:37.747		1:37.747
24	82	Ryan YANKO (QLD) / Force 8 Contracting / Moto Natioal Accessories	Ducati 1299	1:37.890		1:37.890
25	24	Matt TOOLEY (VIC) / Phillip Island Ride Days	Yamaha YZF-R1	1:38.118		1:38.118
26	91	Simon BARBACETTO (NSW)	Yamaha YZF-R1	1:38.767		1:38.767
27	62	Brendan McINTYRE (NSW) / Western Motorcycles Sydney	Suzuki GSX-R	1:38.814		1:38.814
28	98	Evan BYLES (SA) / SA Motorcycles / Kawasaki	Kawasaki ZX10R	1:39.194		1:39.194
29	23	Heath GRIFFIN (NSW) / Russell Symes & Company / Raceart Designs	Suzuki GSX-R	1:39.307		1:39.307
30	63	Dominic DE LEON (NSW) / AT1 Racing	Kawasaki ZX10R	1:39.813		1:39.813
31	55	Brian HOUGHTON (QLD) / Conshift / K1 Racing / Castrol	Honda CBR-RR	1:40.026		1:40.026
32	85	Aleksander SAVIN (VIC) / I.D.C Painting Service & Castrol Racing Australia	BMW S RR	1:40.391		1:40.391
33	37	Hamish McMURRAY (NSW) / Six ways from Sunday	Kawasaki ZX10R	1:42.360		1:42.360
34	76	Paul VAN DER HEIDEN (SA) / Moto Adelaide	BMW S RR	1:43.051		1:43.051

Qualifying Time: 1:43.253

#### Non-qualifiers

35	686	Tracey DAVIES (VIC) / Girl Rider / JK Personnel	Ducati Panigale	1:46.775		1:46.775
36	40	Stephen COX (SA)	Kawasaki ZX10R	1:47.717		1:47.717

The results are provisional until the end of the time limit for protests and appeals.

\*\*\* NON-QUALIFIERS NOT PERMITTED TO START BY CLERK OF COURSE \*\*\*

Chief Time Keeper - Scott Laing


Clerk of Course - Tom Williams



Computime Race Timing Systems Pty Ltd © 1996  
Licensed to Computime Race Timing Systems

**COMPUTIME RACE TIMING SYSTEMS PTY LTD**  
**www.computime.com.au**

E-mail: scott@computime.com.au / Ph: 0418 17 13 17





# SUPPORT CLASS RESULTS

## AUSTRALIAN SUPERBIKE CHAMPIONSHIP

### MERGED GRID SHEET

Date: 22/02/19

Printed at: 17:30



1	28 A. WAGNER 1:32.191	65 C. HALLIDAY 1:32.552	25 D. FALZON 1:32.572
2	21 J. WATERS 1:32.624	32 T. BAYLISS 1:32.759	47 W. MAXWELL 1:32.768
3	46 M. JONES 1:32.806	1 T. HERFOSS 1:33.035	14 G. ALLERTON 1:33.051
4	67 B. STARING 1:33.260	30 M. CHIODO 1:33.744	29 T. COLLINS 1:34.035
5	12 M. WALTERS 1:34.059	41 M. CROKER 1:34.485	61 A. SISSIS 1:35.027
6	8 A. PHILLIS 1:35.128	33 S. FROST 1:35.158	92 D. REES 1:35.343
7	168 G. SCOTT 1:35.518	22 L. EPIS 1:35.588	11 P. CZAJ 1:36.415
8	13 D. BARKER 1:37.005	44 W. DAVIDSON 1:37.747	82 R. YANKO 1:37.890
9	24 M. TOOLEY 1:38.118	91 S. BARBACETTO 1:38.767	62 B. McINTYRE 1:38.814
10	98 E. BYLES 1:39.194	23 H. GRIFFIN 1:39.307	63 D. DE-LEON 1:39.813
11	55 B. HOUGHTON 1:40.026	85 A. SAVIN 1:40.391	37 H. McMURRAY 1:42.360
12	76 P. VAN DER HEI 1:43.051		